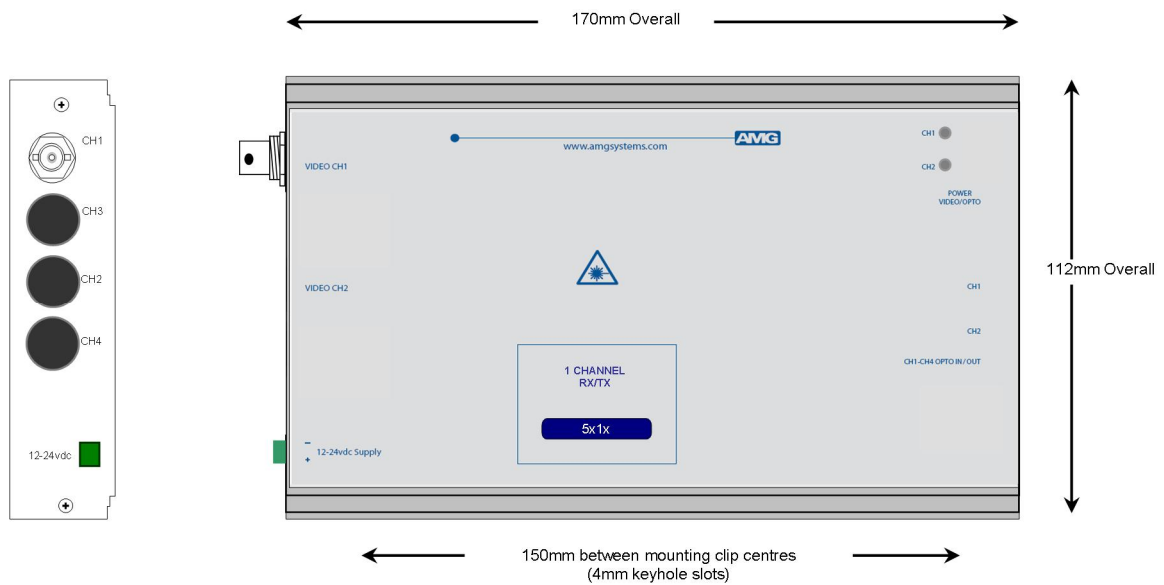


Single Channel Video Receive Unit for a Multimode Fibre Link



The **AMG5612** is a standalone system designed to receive one video signal over a Multimode optical fibre.

The **AMG5612** is designed to be powered using an **AMG2001** standalone power supply.

The **AMG5612** is designed to operate with an **AMG5611** standalone video transmit unit in a point to point configuration.

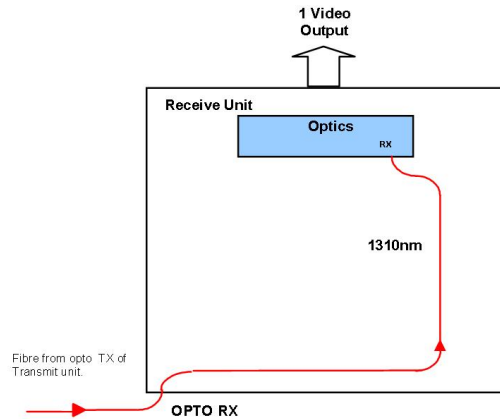
Contents

Introduction	3
Unit Functional Schematic.....	3
Optical Connection	3
Connections	4
Video Output Connection	4
Optical Connections	4
Power Connection	4
Front Panel Indicators	4
Power LED.....	4
Physical Information	5
Dimensions	5
Mounting Details	5
Removal / replacement from / to the Case	5
Safety	5
Maintenance and Repair	5

Introduction

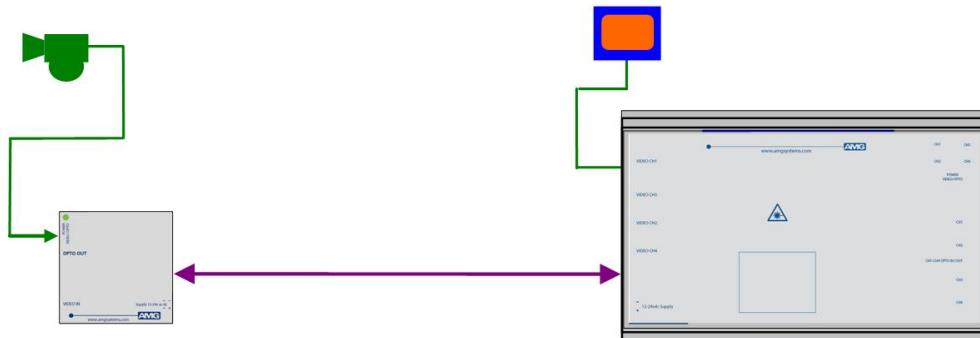
Unit Functional Schematic

The **AMG5612** receives 1 video signal from an **AMG5611** transmit unit.



Optical Connection

The **AMG5612** connections are illustrated in the following example which shows an **AMG5611** single channel transmit unit together with a **AMG5612** configured as a point to point system.



Connections

Video Output Connection

Connector 75 ohm BNC Socket.
Output Impedance 75 ohm terminated.
Output Level 1 Volt p-p nominal
Frequency Response..... 10Hz to 7MHz.

Optical Connections

No. of Optical Connections 1 per video channel
Optical Fibre Multimode 50/125 or 62.5/125**
Connector SC/PC

Minimum Optical Sensitivity.....-30dBm
Receive Wavelength..... 1310nm

Optical Link Dynamic Range20dB.

**Note: the transmission distance is limited by the bandwidth of the Multimode optical fibre. The optical data rate is 155Mbits/s, which may restrict operation to a maximum fibre length of 7km, although in most cases the units will operate successfully over longer fibre lengths. It is advisable however for distances greater than 7km, to have the optical fibre tested.

Power Connection

Connector TypeRemovable 2-pin, 3.81mm, Screw Terminal
Connector Partno.....Phoenix 1803578
Supply Voltage.....+12 to +15 Volts DC
Maximum Power1.5 Watts

Front Panel Indicators

Power LED

Power / Video / Opto.....	Green	-	Video present & opto sync.
	R/G	-	Opto sync. but no video present.
	Red	-	No opto sync.
	Off	-	No power applied to unit.

Physical Information

Dimensions

Height 112mm
Width 170mm (excluding connectors)
Depth 35mm
Weight 600grams

Mounting Details

The AMG unit is supplied with a clip-on mounting bracket which should be attached to a panel or wall using 2 off 4.0mm screws, see diagram on page 1 for dimensions. The unit is clipped into the mounting bracket, and is then held firmly in position.

Removal / replacement from / to the Case

Note: - The AMG unit PCB is static sensitive. Handle with proper care and use normal electrostatic discharge (ESD) procedures. Use properly grounded protection (for example, wrist straps) when handling the PCB out of the case.

To remove the PCB from the case for example to access a Low Speed Data mode switch, remove the 2 fixing screws on the rear panel and slide the PCB sufficiently out of the case to enable access to the switch.

To replace the PCB into the case, slide the PCB gently into the case, if necessary aligning the board with the appropriate slots.

Safety

AMG Optical Fibre Products use Class 1 laser systems in accordance with EN 60825-2:2000.

It is always advisable to follow good practice when working with optical fibre systems. This includes:

- Do not stare with unprotected eyes or with any unapproved collimating device at fibre ends or connector faces, or point them at other people.
- Use only approved filtered or attenuating viewing aids

For other safety issues and advice on good practice associated with optical fibre systems, please see EN 60825-2:2000 or your local safety officer.

Maintenance and Repair

There are no user serviceable parts within AMG products. See unit data sheet for full specification.

In case of problem or failure, please call your local support centre or contact: **AMG Systems Ltd.** at 3 The Omega Centre, Stratton Business Park, Biggleswade, Beds., SG18 8QB, UK.

Phone	+44 (0) 1767 600 777
Technical Support	+44 (0) 1767 604 491
Email	techsupport@amgsystems.com

This page is intentionally blank.

This page is intentionally blank.

This page is intentionally blank.