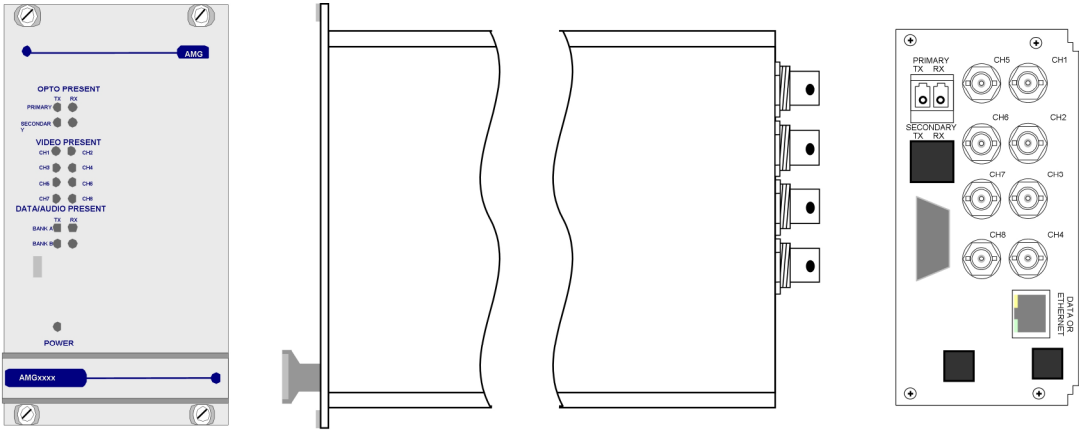




# AMG4782ER-SF Instruction Manual

## 8 Video Receive Unit with Ethernet



The **AMG4782ER-SF** is a rackmount eight channel video receive unit designed to receive 8 video signals and provide full duplex 100BaseT Ethernet connectivity over one singlemode fibre.

The **AMG4782ER-SF** is designed to plug into an AMG2005 or AMG2009 subrack, which in turn fits into a 19" rack system.

The **AMG4782ER-SF** is designed to operate with **AMG4781E-SF** or rackmount equivalent **AMG4781ER-SF** eight channel video transmit unit in a point to point configuration.

# Contents

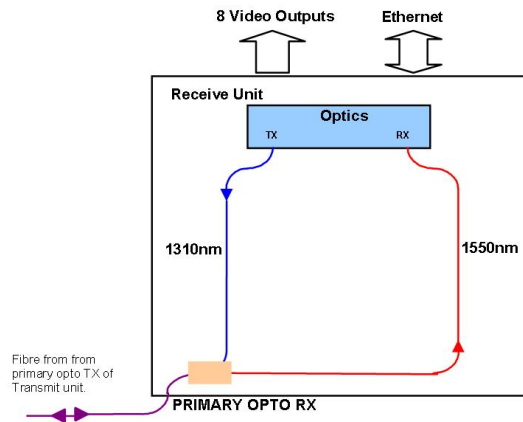
<b>Introduction</b>	<b>3</b>
Unit Functional Schematic.....	3
Optical Connection .....	3
<b>Ethernet Operation</b>	<b>3</b>
<b>Connections</b>	<b>4</b>
Video Output Connections.....	4
Optical Connections .....	4
Power Connection .....	4
Ethernet Connection.....	4
<b>Front Panel Indicators</b>	<b>5</b>
Power LED.....	5
Video Output LED's .....	5
Fibre Optic LED's .....	5
Ethernet Data LED's.....	5
<b>Physical Information</b>	<b>6</b>
Dimensions .....	6
Mounting Details .....	6
Removal / replacement from / to the Case.....	6
<b>Safety</b>	<b>6</b>
<b>Maintenance and Repair</b>	<b>6</b>

## Introduction

### Unit Functional Schematic


The **AMG4782ER-SF** receives up to 8 video signals from the **AMG4781E-SF**.

Ethernet connectivity is also provided between the two units.



### Optical Connection

The **AMG4782ER-SF** is connected as illustrated below when used with an **AMG4781E-SF** 8-channel transmit unit acting as a point to point system.



### Ethernet Operation

In order for the AMG system to transmit Ethernet signals, an onboard RJ45 Ethernet interface or X16003 Ethernet interface adaptor should be fitted to both the Transmit unit and the Receive unit.

The Ethernet interface can operate at either 10Mbits/s half duplex, or 100Mbit/s full duplex, and data is transmitted from one port the other port with the minimum of delay or buffering.

The 100BaseT port does not implement MDI/MDIX; it should be connected with a straight though cable to an external switch port and with a cross over cable when connected directly to a PC or DTE.

## **Connections**

---

### **Video Output Connections**

No. of channels .....8  
Connectors .....75 ohm BNC Socket.  
Output Impedance .....75 ohm terminated.  
Output Level .....1 Volt p-p nominal  
Frequency Response.....10Hz to 7MHz.

### **Optical Connections**

#### **PRIMARY OPTO IN**

Connector .....LC/PC  
Optical Fibre .....One fibre - Singlemode

Primary Optical Launch Power .....-5dBm  
Wavelength .....1310nm

Primary Optical Sensitivity .....-22dBm  
Wavelength .....1550nm

### **Power Connection**

Power supply .....from plug in connection on the AMG2009 / AMG2015 subrack  
Power consumption .....10 Watts max.

### **Ethernet Connection**

Ethernet Data Connector .....RJ45  
Interface .....Auto-negotiation up to 100BASE-TX full duplex  
Ethernet Data Rate .....Maximum 100Mb/s total Ethernet traffic on fibre

## Front Panel Indicators

---

### Power LED

Power .....	Green	-	unit powered
	Off	-	no power applied to unit

### Video Output LED's

Video Present CH1-8 .....	Green	-	video signal present on output BNC
	Org	-	channel present but no video on O/P BNC
	Off	-	no video channel present

### Fibre Optic LED's

Primary Opto Sync TX.....	Green	-	optical channel transmitting
	Off	-	optical channel not transmitting
Primary Opto Sync RX .....	Green	-	optical channel receiving
	Org	-	optical channel receiving but not sync.
	Off	-	optical channel not transmitting

### Ethernet Data LED's

#### BANK A

Data Present TX (Ethernet).....	Green	-	data present on the Ethernet input
	Off	-	no data present on the Ethernet input

This represents the Ethernet signals being transmitted onto the optical fibre

Data Present RX (Ethernet) .....	Green	-	data present on the Ethernet input
	Off	-	no data present on the Ethernet input

This represents the Ethernet signals being received from the optical fibre

#### BANK B

Data Present TX .....	Green	-	RJ45 Ethernet port operating at 100Mbit/s
	Red	-	RJ45 Ethernet port operating at 10Mbit/s

Data Present RX.....	Green	-	RJ45 Ethernet port operating full duplex
	Off	-	RJ45 Ethernet port operating half duplex

Note: the RJ45 Ethernet auto-negotiates up to 100Mbit/s full duplex.

## **Physical Information**

---

### **Dimensions**

Height.....3U Plug-in  
Width.....14HP  
Depth .....170mm excluding connectors  
Weight.....750grams

### **Mounting Details**

The unit is designed to be mounted within an AMG2009 or AMG2015 Subrack on standard card guides.

### **Removal / replacement from / to the Case**

Note: - The AMG unit PCB's are static sensitive. Handle with proper care and use normal electrostatic discharge (ESD) procedures. Use properly grounded protection (for example, wrist straps) when handling the PCB.

To remove units from the case to access the data expansion boards and the daughter boards, remove the 2 or 4 fixing screws on the rear panel and slide the PCB's out of the case. Ensure that the fibres do not snag or get trapped.

To replace the PCB's into the case, slide the PCB's gently into the case aligning the boards with the appropriate slots. Ensure that the fibre do not snag or get trapped.

## **Safety**

---

AMG Optical Fibre Products use Class 1 laser systems in accordance with EN 60825-2:2000.

It is always advisable to follow good practice when working with optical fibre systems. This includes:

- Do not stare with unprotected eyes or with any unapproved collimating device at fibre ends or connector faces, or point them at other people.
- Use only approved filtered or attenuating viewing aids

For other safety issues and advice on good practice associated with optical fibre systems, please see EN 60825-2:2000 or your local safety officer.

## **Maintenance and Repair**

---

There are no user serviceable parts within AMG products. See unit data sheet for full specification.

In case of problem or failure, please call your local support centre or contact: **AMG Systems Ltd.** at 3 The Omega Centre, Stratton Business Park, Biggleswade, Beds., SG18 8QB, UK.

Phone	+44 (0) 1767 600 777
Technical Support	+44 (0) 1767 604 491
Email	techsupport@amgsystems.com

This page is intentionally blank.

This page is intentionally blank.